




colegio
SAN JOSÉ
DE CALASANZ
Educación Infantil

WHERE'S SPOT
4 AÑOS

Where's Spot?

The original
lift-the-flap book



Eric Hill

4 AÑOS



LESSON 1

MATERIALS:

- Book "Where's Spot".
- Story Sack.

HOW TO DO IT:


- Introducing the story (Mystery Box).
 - Where's Spot?
 - Where's...?
 - Who is it?
 - ...
- Tell the story.
- Ask questions about the story.

VOCABULARY:

- Snake.
- Bear.
- Dog.
- Bird.
- Hippo.
- Lion.
- Turtle.
- Spot.

STRUCTURE:

- Where's Spot?
- Where's...?
- Who is it?
- ...





LESSON 2

MATERIALS:

- Book "Where's Spot?"
 - Video:
<https://www.youtube.com/watch?v=9RG5cqRqor4>
- Story Sack.

HOW TO DO IT:


- Retell the story with Mystery Box and story sack.
 - Where's Spot?
 - Where's...?
 - Who is it?
 - ...
- Ask questions about the story.
- Tell the story and wait for them to complete the words you want to say.
- Watch video about the story.

VOCABULARY:

- Snake.
- Bear.
- Dog.
- Bird.
- Hippo.
- Lion.
- Turtle.
- Spot.

STRUCTURE:

- Where's Spot?
- Where's...?
- Who is it?
- ...





LESSON 3

MATERIALS:

- Plate.
- Card.
- Parts of the face.
- Glue.
- Scissors.

VOCABULARY:

- Eyes.
- Ears.
- Mouth.
- Nose.
- Face.
- Plate.
- Glue.
- Scissors.
- Cards.
- ...

HOW TO DO IT:

- Create Spot's mask.

STRUCTURE:

- Let's create Spot's mask.
- Glue.
- Cut.
- Tidy up!





LESSON 4

MATERIALS:

- Paper cups.
- Paper roll.
- Parts of the animal.
- Cards.
- Scissors.
- Glue.
- "Limpia pipas".

HOW TO DO IT:

- Make your favourite animal that appear in the story to decorate the English Corner. Make it big.



VOCABULARY:

- Legs.
- Body.
- Tail.
- Ears.
- Eyes.
- Nose.
- Mouth.
- Hair.
- Face.
- ...

STRUCTURE:

- Make...
- Create your favourite animal.
- Glue.
- Cut.
- Tidy up!





LESSON 5

MATERIALS:

- Places.
- Animals.
- Spot.
- Paper.
- Glue.
- Scissors.

HOW TO DO IT:

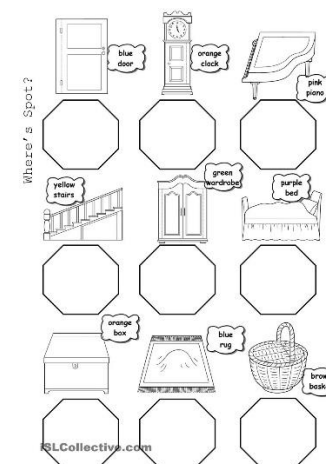
- Prepare the material to play "Where's Spot?" next Lesson 4.
- Prepare places.
- Prepare animals.
- Glue on a paper.

VOCABULARY:

- Door.
- Clock.
- Stairs.
- Piano.
- Box.
- Dog.
- Snake.
- Bear.
- Bird.
- ...

STRUCTURE:

- Glue.
- Cut.
- Hide...
- Tidy up!





LESSON 6

MATERIALS:

- Previous material create by them.

HOW TO DO IT:

- Play "Where's Spot?" with their material.

VOCABULARY:

- Door.
- Clock.
- Stairs.
- Piano.
- Box.
- Dog.
- Snake.
- Bear.
- Bird.
- ...

STRUCTURE:

- Where's Spot?
- Where's...?
- Who is it?
- ...





LESSON 7

MATERIALS:

- Book "Where's Spot?"
 - Video:
<https://www.youtube.com/watch?v=9RG5cqRqor4>
- Story Sack.

HOW TO DO IT:


- Retell the story with Mystery Box and story sack.
 - Where's Spot?
 - Where's...?
 - Who is it?
 - ...
- Ask questions about the story.
- Tell the story and wait for them to complete the words you want to say.
- Watch video about the story.

VOCABULARY:

- Snake.
- Bear.
- Dog.
- Bird.
- Hippo.
- Lion.
- Turtle.
- Spot.

STRUCTURE:

- Where's Spot?
- Where's...?
- Who is it?
- ...





LESSON 8

MATERIALS:

- Memory cards.

HOW TO DO IT:

- Play memory.

VOCABULARY:

- Door.
- Clock.
- Stairs.
- Piano.
- Box.
- Dog.
- Snake.
- Bear.
- Bird.
- ...

STRUCTURE:

- Let's play memory.
- Cut...
- Tidy up!





LESSON 9

MATERIALS:

- Playground.

HOW TO DO IT:

- Going outside and play in the playground with the prepositions.

VOCABULARY:

- Prepositions.
- Parts of the playground.

STRUCTURE:

- Go inside the...
- Go to...
- Go under...
- Line up!





LESSON 10

MATERIALS:

- Bread.
- Olives.
- Cheese.
- Ham.

VOCABULARY:

- Bread.
- Olives.
- Cheese.
- Ham.
- Spot.
- Parts of the face.

HOW TO DO IT:

- Make a dog sandwich.

STRUCTURE:

- Let's make a recipe!
- Clean up!

